



1.pielikums. Detālpilānojuma teritorijas iespējamās apbūves variants (3D modelis)






VALDLAUCI RESIDENTIAL PROJECT

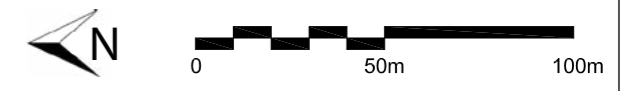
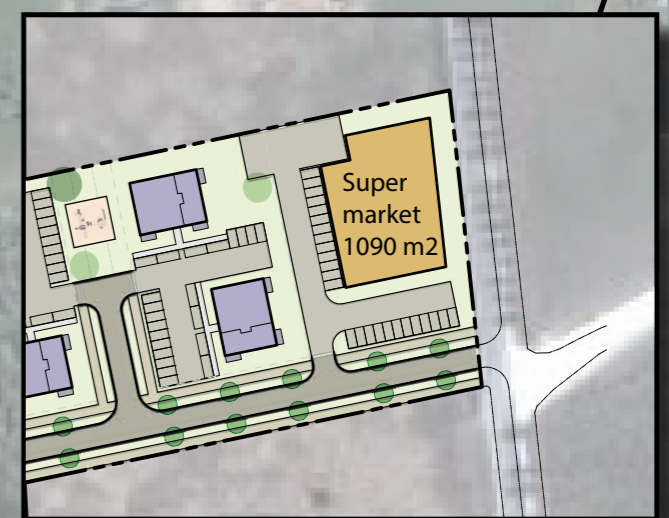
SWECO 

2016-11-15

RIGA

SITE PLAN

HOUSING TYPE	# BUILDINGS	# APARTMENTS
 2-UNIT HOUSING (A+B)	(61+57) 118	236 (28%)
 11-UNIT HOUSING (C)	29	319 (37.5%)
 14-UNIT HOUSING (D1+D2)	(11+9) 21	294 (34.5%)
		849



3 HOUSING TYPES



**2 APARTMENT BUILDINGS
(TYPES A&B)**

118 TOTAL



**11-UNIT BUILDINGS
(TYPE C)**

29 TOTAL



**14-UNIT BUILDINGS
(TYPES D1 & D2)**

21 TOTAL

2 APARTMENT BUILDINGS (TYPES A&B)

TYPE	#OF APARTMENTS	#ROOMS/APARTM.	M2/APARTM.
A	2	4	78 M ²
B	2	3	65 M ²



11 UNIT BUILDING (TYPE C)

2-room apartments	5
3-room apartments	3
4-room apartments	3
TOTAL	11



14 UNIT BUILDINGS (TYPES D1 & D2)

D1 (11)

2-room apartments	4
3-room apartments	6
4-room apartments	4
TOTAL	14

D2 (9)

2-room apartments	4
3-room apartments	5
4-room apartments	5
TOTAL	14





Eye height view from point A1





View from East Side

SEPARATE PROPERTY

# OF TYPE	#OF APARMENTS
6 TYPE C	66
3 TYPE D1	42
2 TYPE D2	28
11 BUILDINGS	136 APART.

